

EnviroTest™ Media Paddles

Directions for Use

Cat. #ET1000

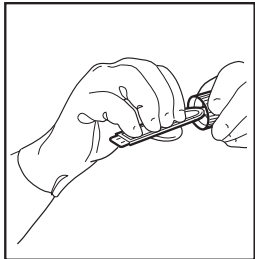


Figure 1

Glove Fingertip Sampling

Do not disinfect gloves immediately prior to sampling. Press the agar with the fingertips and thumbs of both hands in a manner to create a slight impression in the agar (Figure 1).

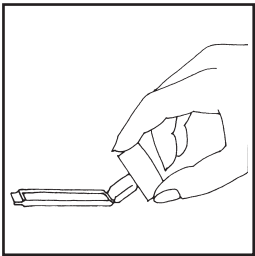


Figure 2

Contact Inoculation

Solid surfaces can be monitored for microbial contamination by pressing one side, then the other side, of the paddle firmly against the surface to be tested (Figure 2). The hinged design allows full contact. Do NOT drag the agar across the surface.

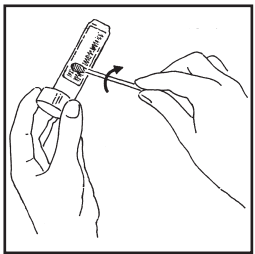


Figure 3

Swabbing

Difficult to reach surfaces can be tested by turning a sterile swab, previously moistened with sterile water, while moving across prescribed surfaces. The swab is then carefully and firmly rolled over both agar surfaces (Figure 3).

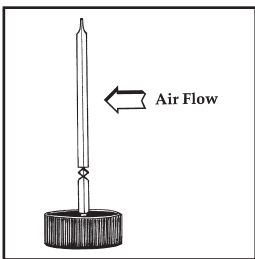


Figure 4

Impaction Air Testing

Position one of the paddle surfaces perpendicular to the air flow to be monitored, using the cap as a pedestal (Figure 4). The exposure duration of the paddle to the air stream should be planned and the same each time the test is performed. Exposure longer than 2 hours may dry the agar surface.

Incubation

After inoculation or exposure, carefully replace the paddle in the vial and tightly secure the cap. Incubate at an elevated temperature (USP <797>) 30°-35°C for 48 to 72 hours.

Interpretation of Results

Carefully remove paddle from the vial and visually examine under good lighting. Count the number of discrete colonies present, if any, and report as colony forming units (cfus). Quantitative conclusions can be drawn only when using the same sampling technique under similar conditions.

EnviroTest™ media promotes growth of most aerobic bacteria, yeasts, and fungi.

Storage, Stability and Destruction

EnviroTest™ kits should be kept unopened at room temperature and protected from light. The paddles must not be allowed to freeze. Any unused paddles showing microbial growth should be discarded. All used paddles should be discarded in a manner consistent with applicable State and Federal regulations.

Staff Training

New or used EnviroTests can also be used to demonstrate the importance of handwashing. Press unwashed finger tips on one paddle of an EnviroTest. Wash hands and press clean finger tips on other paddle. Incubate and compare results.

TSA Media Ingredients:

Tryptose, Yeast Extract, Dextrose, Agar

Lecithin – Inactivates quaternary ammonium compounds.

Tween 80 – Inactivates phenolics, hexachlorophene and formaldehyde.

Lecithin & Tween 80 – synergistic effect that inactivates ethanol.

Certificate of Analysis- Available upon request

Q.I.medical inc

Technical Services (800) 837-8361
E-mail: info@qimedical.com

www.qimedical.com

DFU004 L 01/08

